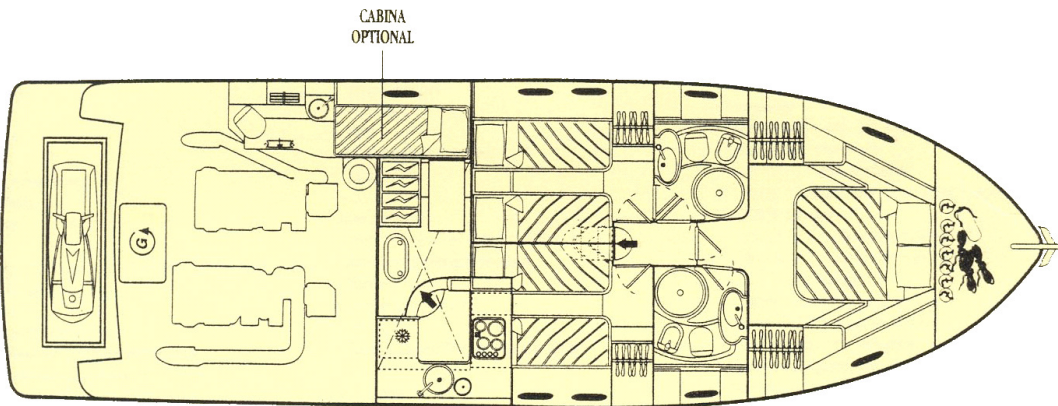
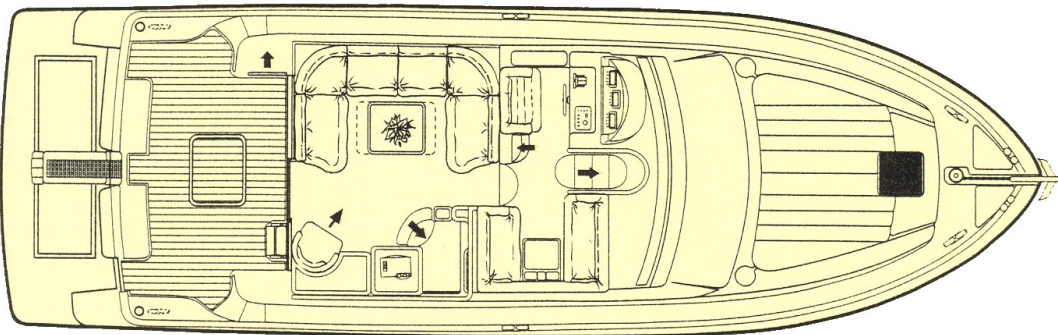
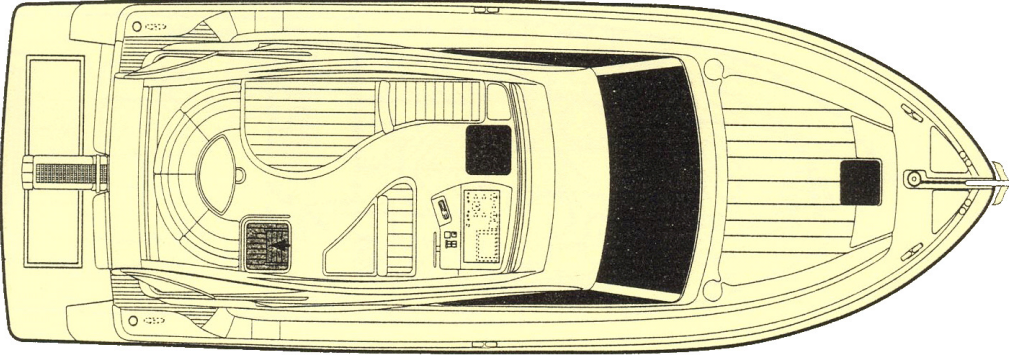




FERRETTI 480 (2002)

TECHNICAL DATA

Length overall	14.80 m
Hull length	14.50 m
Length at Waterline (Boat Fully Laden)	12.62 m
Bow Rail Extension	0.3 m
Pulpit	0.3 m
Overall Height from Keel to Roll Bar	4.3 m
Minimum Transport Height from Keel	4.1 m
Maximum Beam	4.6 m
Draft (Boat Fully Laden)	1.43 m
Displacement (Unladen)	36,383 lbs
Displacement (Laden)	44,321 lbs
Fuel tank capacity	1,900 lt
Water tank capacity	700 lt
Maximum Speed	31.5 knots
Cruising Speed	27 knots
Range	255 nm (maximum Speed) 285 nm (cruising Speed)
Engine	MAN 2 x 630hp Model D2876 LE-404 6L
Warped hull with spray rails and 14.6 degree deadrise	
Cabins	3
Bathrooms	2
Crew Cabin with Toilet	1
Maximum Number of People Onboard	14
Safety Equipment	8
Construction	Fibreglass and Aramat
Hull Construction with Anti-Osmosis Epoxy-Resins	



Layout



FERRETTI 480 (2002)

STANDARD EQUIPMENT

HULL AND DECK

- Access to the swim platform through a folding door
- Stainless steel deck ironware
- External acoustic alarm for bilge water level (at bow and stern)
- Anchor Bruce 15 kg with chain 75 m
- Horn with compressor
- Cleats midship (1 each side)
- Stern bench with lockers
- Cable at pulpit in stainless steel
- 220 volt shore line cable
- Sunbathing cushions on foredeck
- Shower with hot/cold water at transom
- Fire extinguishers
- Windows with side openings
- Boat hook
- Remote shut off of engine fuel hoses
- Cockpit sink
- Navigation lights
- Cockpit lights
- Fenders (6)
- Extensible inox and teak gangway for electrohydraulic lifting of the tender with remote control, horizontal piston and detachable stanchions (capacity load 250 kg)
- Aft swim platform/spoiler with incorporated diving steps, locker with electric opening and storage for jet ski: Stand-up models: Kawasaki 750 Sxi Pro – Yamaha SuperJet 700
Note: when the stern thruster (optional) is installed, no jet ski can be stored
- No-slip deck surface
- Solid Teak cockpit floor
- Stainless steel rear door
- Bow and side rails and central cable
- Storages in the pilasters with vertical door (1)
- Canopies for protection of front and side windows in the bridge
- Electric windlass 1,000 W with controls in foredeck, bridge and flying bridge



FLYING BRIDGE

- Flagstaff
- Stereo loudspeakers (2)
- TV antenna
- Flag pole
- Railing
- Helmsman bench seat (2 seats) and fitted furniture (fridge, sink and BBQ optional)
- Compass
- Coverage for helmsman seat
- Instrument panel with electric opening
- Sunbathing cushions on the Fly
- Plexiglas front windscreen with side wings
- Round sofa (5 seats) with central table
- Depth sounder repeater – speed log. and water temperature indicator Tridata ST 60
- Lights on the Fly
- Electronic controls for engine clutch and throttle
- Automatic pilot Raytheon ST 6000+
- Cigarette lighter outlet 12V
- Rudder angle indicator
- VHF repeater
- Roll-Bar in fiberglass
- U-Shaped life ring
- Life jackets (8)
- Second control station with instrument compass and alarms
- Life raft for 8 persons

SALON

- Aft sliding door and tilt window, both in stainless steel
- Second upper “dinettes” with table on the right
- U-shaped sofa on the left
- Cocktail bar
- Fitted furniture with storage and door
- Carpeted floor
- Armchair on the right
- Stereo with CD (Hi-Fi) with 2 loudspeakers in the salon and 2 on flybridge
- Headlining
- Extendable dining table with storages
- Side curtains
- “Venetian” blinds on aft window



BRIDGE

- Electric compass Raytheon ST60
- Depth sounder repeater – speed log. and water temperature indicator Tridata ST60
- Fire extinguisher
- Fuel and water gauge
- Electronic controls for engine clutch and throttle
- Navigator LCD 7" with incorporated GPS
- Barometer, clock and hygrometer
- Carpeted floor
- Automatic pilot Raytheon ST6000+ with interface
- Helmsman seat with storage
- Cigarette lighter outlet 12V
- Main electrical panel
- Rudder angle indicator
- Stairs to the Fly
- Control station with full instrumentation
- Windshield wipers with washers (2) and timer
- VHF Shipmate semi-duplex with repeater on the Fly

MASTER CABIN

- Ventilation under the mattress
- Lockers (2) and safe deposit box
- Chest of drawers
- Double bed with mattress, pillows and bedspread
- Side furniture
- Stainless steel portholes (2) with covers
- Overhead hatch with sliding cover
- Carpeted floor
- Bedside tables and reading lamps
- Storage under bed
- Headlining
- Mirror
- Head-board mirror over bed
- Curtains

MASTER CABIN EN SUITE BATHROOM

- Overhead lockers and shelves
- Shower with Plexiglas partition
- Washbasin
- Stainless steel porthole
- Mirrors
- Ceramic electrical WC and separate bidet



GUEST CABINS

- Ventilation under the mattress
- Wardrobe
- Chest of drawers (3)
- Beds (2) with mattresses, pillows and bedspreads
- Overhead locker
- Stainless steel portholes (2) with covers
- Carpeted floor
- Bedside tables with reading lights
- Mirror
- Curtains

GUEST BATHROOM

- Overhead lockers and shelves
- Shower with Plexiglas partition
- Washbasin
- Stainless steel porthole
- Mirror
- Ceramic electrical WC and separate bidet

GALLEY

- Cupboards
- Locker
- Fire extinguisher
- Electric/microwave oven with grill
- Fridge 181 l + freezer 44 l 220V
- Cooking top with 3 gas rings and 1 electric with pan-holder
- Granite work counter with two sinks
- Complete set for 6 people: ceramic crockery and plates, glasses and stainless steel cutlery

CREW CABIN WITH TOILET

- Locker
- Washbasin
- Bed with mattress, pillow and bedspread
- Stainless steel porthole with cover
- Entrance door with ladder from the cockpit
- Manual W.C.



FOREPEAK

- Anchor chain locker
- Mooring lines (2) of 10m
- Winch controls
- Inspection cover
- Tube for hanging mooring lines

ENGINE COMPARTMENT

- Tool kit, if supplied by engine manufacturer
- Water heater 220V
- Automatic/manual fire extinguishers
- Raw water engine filters
- Diesel engine filters (Racor or similar)
- Electric generator 3,500 W
- Fuel tank gauge
- Inspection lights
- Watertight bulkhead ahead
- Fresh-water outlet for filling and washing
- Fiberglass fuel tank with enclosed settler and discharge
- Deviating valve for emptying of bilges with engines

EQUIPMENT

- Remote control device for closing the engine supply valves
- Extinguishers
- Hot water supply with 220V water heater
- Electric system consisting of:
 - 100 A.H. 12V generator battery
 - 100 A.H. 12V automatic battery charger, serving as inverter for the fridge
 - 3,500 W generator
 - 360 A.H. 12V engine starting batteries
 - 360 A.H. 12V bank of batteries for service
 - 12V light throughout
 - battery disconnecting switches
 - mechanical battery parallel switch
 - electric outlets 220V throughout
- Shower sump pump with automatic electric pump
- Bilge pump system with 4 electric pumps (3 automatic)
- Spoiler sump pump with 1 automatic electric pump
- Fresh water system with autoclave
- VHF system
- Trim tabs (Flaps)
- Stereo system
- Electrical WC system with fresh water
- Stuffing box with dripless shaft seal
- Shore plug 50 A.H.



- Cathodic protection with zinc anodes
- Underwater exhausts
- Hydraulic steering electrically powered

ADDITIONAL ACCESSORIES

- Bimini top in inox steel on the fly
- Bow thruster (control on each helm seat) 6.4 hp
- Cooker: ceramic 4 electric burners
- Digital chain counters (2, one each helm position)
- Double diesel filter with by-pass
- Fender caps (blue fabric with Ferretti logo)
- Holding tank
- Inox/Plexiglas cockpit table
- Leather sofas
- Lights in the sidewalk (additional couple)
- Navigator LCD 11" Flash B/W with GPS antenna (diff. from std 7")
- Navigator LCD 7" E on the Fly, w/indep. Antenna and GPS
- Plug point, additional for TV (master cabin)
- Radar 36 miles
- Shore fresh water intake
- Spare propellers
- Spare shaft
- Tropical air-conditioning in all std cabins and salon (36,000 BTU)
- Upgraded generator to 11 kva (diff from 3.5)
- VHF Shipmate Independent 8300 on the Fly (diff from std)
- Crew cabin (additional) with WC and basin
- Socket: additional internal 220V type (for crew cabin)
- Washing/drying machine Zerowatt 42 (5 kg)

Important Note:

- *Yachts offered are subject to still being available and on 'as is where is' basis. Every effort has been made to ensure that all particulars are correct. However, Pen~Marine is unable to guarantee their content; neither may they be used for contractual purposes.*



Salon



Forward Dinette



Galley



Master Cabin



Master Cabin En Suite Bathroom



Guest Cabin





Front View



Aft View